

WCPS Teacher Technology Survey 2010-2011

Respondents: 909 displayed, 909 total

Status: Inactive

Launched Date: 05/09/2011

Closed Date: 06/22/2011

Display:




























Manage Filters 0 active filters

Report Sharing Disabled

1. Please Select your Gender.

		Response Total	Response Percent
Female		765	84%
Male		144	16%
Total Respondents		909	

2. Please select your school from the choices below. If you work at more than one school, please select the one you work at the most or your base school.

		Response Total	Response Percent
Brogden MS		29	3%
Brogden Primary ES		34	4%
Carver ES		45	5%
Carver Heights ES		20	2%
Charles B Aycock HS		46	5%
Dillard Middle MS		33	4%
Eastern Wayne ES		15	2%
Eastern Wayne HS		25	3%
Eastern Wayne MS		35	4%
Edgewood Community Development		22	2%
Fremont STARS ES		18	2%
Goldsboro HS		36	4%
Grantham ES/MS		36	4%
Greenwood MS		21	2%
Meadow Lane ES		37	4%
Mount Olive MS		30	3%
North Drive ES		29	3%
Northeast ES		38	4%
Northwest ES		22	2%
Norwayne MS		31	3%
Rosewood ES		22	2%
Rosewood HS		37	4%
Rosewood MS		36	4%
School Street ES		15	2%
Southern Wayne HS		47	5%
Spring Creek ES		27	3%
Spring Creek MS/HS		66	7%

Tommy's Road ES		26	3%
Wayne Early Middle College		5	1%
Wayne School of Engineering		11	1%
Wayne Middle High School Academy		15	2%
Total Respondents		909	

3. Please select your age group


		Response Total	Response Percent
20-25		43	5%
26-30		103	11%
31-35		90	10%
36-40		145	16%
41-45		152	17%
46-50		132	15%
51-55		120	13%
56-60		96	11%
61-65		27	3%
66+		1	0%
Total Respondents		909	

4. Select the grade level(s) you teach

		Response Total	Response Percent
PreK - 2		263	29%
3 - 5		264	29%
6 - 8		271	30%
9 - 12		275	30%
Total Respondents		909	

5. Please select the subject(s) you teach

		Response Total	Response Percent
Art		18	2%
Career/Technical		68	7%
Elementary (all subjects combined)		224	25%
English/Language Arts		128	14%
ESL/Foreign Language		31	3%
Guidance		30	3%
Mathematics		129	14%
Media Coordinator		24	3%
Cultural Arts		13	1%
Physical Education/Health		34	4%
Science		86	9%
Social Studies		81	9%
Special Education		110	12%

Technology		22	2%
Other, please specify View		74	8%
Total Respondents		909	

6. Please select your classification.

		Response Total	Response Percent
ILT		49	5%
Itinerant (teach at more than one school)		8	1%
Lateral Entry		57	6%
Long-term Substitute		0	0%
Regular Full-time Teacher		733	81%
Regular Part-time Teacher		4	0%
Other, please specify View		78	9%
Total Respondents		909	

7. Please select the number of years you have been teaching.

		Response Total	Response Percent
1 - 3		128	14%
4 - 10		260	29%
11 - 15		176	19%
16 - 20		159	17%
21 - 25		88	10%
26 - 30		59	6%
30+		39	4%
Total Respondents		909	

8. Do you have a computer at home?

		Response Total	Response Percent
No		24	3%
I have a computer, but do not have Internet Service		26	3%
Yes, with dial-up Internet service		45	5%
Yes, with DSL, Cable, or other "high-speed" connection		814	90%
Total Respondents		909	

9. The internet connection serving my classroom, lab, or media center was reliable.






		Response Total	Response Percent
Strongly Agree		225	26%

Agree		488	57%
Neutral		68	8%
Disagree		69	8%
Strongly Disagree		14	2%
		Total Respondents	860
		(skipped this question)	49

10. Updating and securing the computers in my classroom, lab, or Media Center with Command Anti-virus/Anti-malware, and Windows Update was relatively easy.

		Response Total	Response Percent
Strongly Agree		123	14%
Agree		490	57%
Neutral		143	17%
Disagree		91	11%
Strongly Disagree		17	2%
		Total Respondents	860
		(skipped this question)	49

11. Adequate assistance was available when I needed help with updating and/or securing the computer(s) in my classroom, lab, or media center.

		Response Total	Response Percent
Strongly Agree		237	28%
Agree		434	50%
Neutral		115	13%
Disagree		62	7%
Strongly Disagree		16	2%
		Total Respondents	860
		(skipped this question)	49

12. I received timely and adequate support from the school-level Technology Assistant when I encountered difficulties with technology in my classroom.

		Response Total	Response Percent
Strongly Agree		283	33%
Agree		386	45%
Neutral		104	12%
Disagree		50	6%
Strongly Disagree		24	3%
Not Applicable		17	2%
		Total Respondents	860
		(skipped this question)	49

13. I received timely and adequate support from Technology Support Services (district level Technician) when I had a problem with technology (hardware, VOIP phones, internet, etc.).

		Response Total	Response Percent
Strongly Agree		168	20%
Agree		389	45%
Neutral		166	19%
Disagree		50	6%
Strongly Disagree		19	2%
Not Applicable		72	8%
		Total Respondents	860
		(skipped this question)	49

14. Please use the space below for any comments you may have on the service/repair of technology in your schools and/or any improvements we may make.

View responses to this question [View](#)

Total Respondents	237
(skipped this question)	672

15. Have you participated in staff development (at your school, Summer Institute, GHS Training Center, online, etc.) led by the district-level Instructional Technology Specialists (JodieKay Wyrosdick, Mary Daly)?

		Response Total	Response Percent
Yes		612	72%
No		240	28%
		Total Respondents	847
		(skipped this question)	62

16. In regards to technology staff development, did you receive sufficient follow-up support after the professional development?

		Response Total	Response Percent
Yes		537	63%
No		59	7%
Not Applicable		245	29%
Other, please specify View		11	1%
		Total Respondents	847
		(skipped this question)	62

17. Have you ever contacted the district-level Instructional Technology Specialists (JodieKay Wyrosdick or Mary Daly) for assistance?

		Response Total	Response Percent
Yes		322	38%
No		530	63%
		Total Respondents	847
		(skipped this question)	62

18. The district-level Instructional Technology Specialist's assistance was useful and provided in a timely manner.

		Response Total	Response Percent
Strongly Agree		188	22%
Agree		256	30%
Neutral		114	13%
Disagree		12	1%
Strongly Disagree		1	0%
Not Applicable		281	33%
		Total Respondents	847
		(skipped this question)	62

19. Have you used the Instructional Technology section of the Wayne County Public Schools website? (such as the curriculum updates, websites for integration or software/hardware help manuals)

		Response Total	Response Percent
Yes		489	58%
No		363	43%
		Total Respondents	847
		(skipped this question)	62

20. Please use the space below for any comments you may have on the resources (professional development, website information, phone assistance, etc.) offered by the district level Instructional Technology Specialists and/or any improvements we may make.

View responses to this question [View](#)

Total Respondents	140
(skipped this question)	769

21. Have you participated in site-based staff development lead by your school's Technology Mentor?

		Response Total	Response Percent
Yes		713	84%
No		139	16%
		Total Respondents	844
		(skipped this question)	65

22. Staff development at your school (particularly for using NC Wise, Scantron, Document Cameras, Interactive White Boards, hardware and/or software) was helpful and conducted in a timely fashion.




		Response Total	Response Percent
Strongly Agree		261	31%
Agree		416	49%
Neutral		74	9%

Disagree		16	2%
Strongly Disagree		9	1%
Not Applicable		76	9%
		Total Respondents	844
		(skipped this question)	65

23. Adequate assistance was available when you needed help with NCWise and/or Scantron.

		Response Total	Response Percent
Strongly Agree		240	28%
Agree		402	48%
Neutral		85	10%
Disagree		28	3%
Strongly Disagree		7	1%
Not Applicable		90	11%
		Total Respondents	844
		(skipped this question)	65




24. Did you collaborate with the school's Technology Mentor and/or Media Coordinator on classroom lesson plans/activities, grade level and/or departmental planning meetings this year? (example: team teach cyber safety)

		Response Total	Response Percent
Yes		452	54%
No		247	29%
Not Applicable		153	18%
		Total Respondents	844
		(skipped this question)	65

25. Are you aware of the Media and Technology Advisory Committee and their role at your school?








		Response Total	Response Percent
Yes		667	79%
No		185	22%
		Total Respondents	844
		(skipped this question)	65

26. Do you have a classroom webpage which you use to communicate with parents/students?












		Response Total	Response Percent
No		138	16%
Yes, the classroom webpage is on the school's website		709	84%
Yes, but it is hosted by another program or website		5	1%

Total Respondents **844**
(skipped this question) 65

27. Choose the staff development option(s) that you would like to see offered by the district.

		Response Total	Response Percent
Workshops held on-site, after school for renewal credits		573	66%
Workshops held off-site, after school for renewal credits		125	14%
Workshops held during the day such as planning periods		397	45%
Workshops held during the summer months		128	15%
Workshops held on Saturdays		29	3%
Online training via the web and other Internet resources		520	59%
Other, please specify View		18	2%
		Total Respondents	874
		(skipped this question)	35

28. Please select one or more staff development topics that you would like to see offered.

		Response Total	Response Percent
Blogging and other web tools		320	37%
NC Wise		172	20%
Digital Imaging (ex. Picasa)		303	35%
Google Apps (word processing, spreadsheets and more)		479	55%
Google Mail and/or Calendar		359	41%
Internet Research - (ex. web quests and search sites)		191	22%
Copyright and Internet Safety		63	7%
Elementary School Technology Integration		287	33%
Middle School Technology Integration		189	22%
High School Technology Integration		177	20%
Other, please specify View		25	3%
		Total Respondents	874
		(skipped this question)	35

- 29.** This space has been provided for any other instructional technology ideas or suggestions you may have. Your feedback is very important us and assists us in planning for the next school year.

View responses to this question [View](#)

Total Respondents **106**
(skipped this question) 803

- 30.** Please rate the items below that you would like to have in the classroom in order to enrich your core curriculum with technology integration.

	Very Important	Important	Neutral	Unimportant	Very Unimportant	Response Total
Interactive White Board (Promethean or SMART board)	57% (477)	29% (242)	11% (96)	2% (17)	1% (12)	844
Data Projector	44% (371)	31% (263)	20% (172)	3% (23)	2% (15)	844
Document Camera	36% (301)	35% (295)	23% (190)	5% (38)	2% (20)	844
Digital Camera	31% (258)	41% (349)	22% (182)	4% (34)	2% (21)	844
Camcorder (ex. Flip Cameras)	21% (173)	36% (305)	33% (277)	7% (58)	4% (30)	843
Scanner	24% (198)	39% (330)	29% (242)	6% (53)	2% (21)	844
GPS Handhelds	9% (73)	21% (179)	49% (412)	14% (117)	7% (63)	844
Laptop Cart (holds 20 wireless laptops)	33% (274)	32% (272)	25% (213)	6% (51)	4% (34)	844
Remote Answer System (ex. CPS or Activotes)	22% (189)	31% (262)	37% (314)	6% (49)	4% (30)	844
	Total Respondents					841
	(skipped this question)					68

- 31.** Is there any technology hardware or software that was not in the question above that would enrich your core curriculum though technology integration in the classroom?

View responses to this question [View](#)

Total Respondents **173**
(skipped this question) 736

- 32.** Please answer the following about the new Google Apps, introduced this year for use by faculty, staff and students.







	Love It	Like It	Logged In	Dislike It	Can do without	Didn't Log In	Response Total
Google Email	15% (129)	27% (229)	24% (198)	2% (13)	3% (27)	29% (248)	844
Google Chat	8% (68)	15% (129)	8% (67)	2% (17)	10% (80)	57% (483)	844
Google Calendar	10% (86)	22% (181)	10% (88)	1% (7)	6% (50)	51% (432)	844
Google Docs	14% (116)	26% (215)	14% (117)	2% (18)	4% (32)	41% (346)	844
Google Spreadsheets	8% (71)	20% (166)	11% (92)	1% (12)	5% (39)	55% (464)	844
Google Presentations	8% (71)	20% (165)	10% (83)	2% (16)	4% (35)	56% (474)	844
Google Drawing	6% (51)	15% (123)	8% (71)	2% (13)	6% (51)	64% (535)	844
iGoogle	6% (51)	15% (130)	8% (71)	1% (8)	5% (43)	64% (541)	844
Google Extras (more)	6% (51)	15% (128)	8% (69)	1% (9)	5% (43)	65% (544)	844
	Total Respondents						841
	(skipped this question)						68

33. Please give us feedback on the Google Apps introduced this year. (Example: Do you need training, please be specific? Have you used it with students? Have you used the resources on the district Instructional Technology website? What can we do to make it better or easier to use? Is there any other information/ feedback you can offer?)

View responses to this question [View](#)

Total Respondents	798
(skipped this question)	111

34. Elementary Teachers: based on feedback from last year's survey the Computer Skills Assessment was removed. We have moved to the new state technology curriculum and created new folders. Resources were provided on the district Instructional Technology website for assistance with implementation. It would be greatly appreciated if you could provide feedback on the new folders, resources and curriculum.

		Response Total	Response Percent
Not an ELEMENTARY teacher		512	61%
The new folders are simple and easy to use		160	19%
Create integrated lesson plans for teachers to use		155	18%
Create a theme approach and/or pacing guide for technology integration		121	14%
Continue to offer PIT Stops at the schools		74	9%
Suggestions or comments: View		39	5%
		Total Respondents	840
		(skipped this question)	69